



煌港
特鋼

PEAK KONG
SPECIAL STEEL

L A S E R W E L D I N G P R O F I L E S

STAINLESS STEEL

AMERICAN SIZES

美國標準尺寸

Tel: +852-92992995

Fax: +852-28366616

Email: sales@peakkong.com

WhatsApp/WeChat: 92991977

美國標準工字不銹鋼 American Standard Stainless Steel Beams

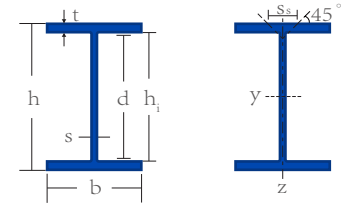
Profiles are laser fused with full penetration, equivalent to hot rolled. 型材採用激光熔透，等同於熱軋。

符合ASTM A1069, 尺寸公差和等級符合

ASTM A276, ASTM A484, ASTM A479, ASME SA479, MTC EN 10204 3.1

According to ASTM A1069, dimension tolerance and grade according to

ASTM A276, ASTM A484, ASTM A479, ASME SA479, MTC EN 10204 3.1



尺寸 Designation	單位重量 Mass per Unit Length	高度 Depth of Section	寬度 Width of Section	腰厚 Web Thickness	腿厚 Flange Thickness
	kg/m	h(mm)	b(mm)	s(mm)	t(mm)
S 75 x 8.6	8.6	76	59	4.3	6.6
S 75 x 11.4	11.4	76	64	8.9	6.6
S 100 x 11.6	11.6	102	68	4.9	7.4
S 100 x 14.3	14.3	102	71	8.3	7.4
S 130 x 15	15.0	127	76	5.4	8.3
S 150 x 18.8	18.8	152	85	5.9	9.1
S 150 x 26	26.0	152	91	11.8	9.1
S 200 x 27.8	27.8	203	102	6.9	10.8
S 200 x 34.8	34.8	203	106	11.2	10.8
S 250 x 38.3	38.3	254	118	7.9	12.5
S 250 x 53.1	53.1	254	126	15.1	12.5
S 310 x 48.1	48.1	305	127	8.9	13.8
S 310 x 53	53.0	305	129	10.9	13.8
S 310 x 61.5	61.5	305	133	11.7	16.7
S 310 x 75.5	75.5	305	139	17.4	16.7
S 380 x 64.9	64.9	381	140	10.4	15.8
S 380 x 75.6	75.6	381	143	14	15.8
S 460 x 82.7	82.7	457	152	11.7	17.6
S 460 x 106.2	106.2	457	159	18.1	17.6
S 510 x 99.7	99.7	508	159	12.8	20.2
S 510 x 112.9	112.9	508	162	16.1	20.2
S 510 x 130.3	130.3	516	179	16.8	23.4
S 510 x 144.9	144.9	516	183	20.3	23.4
S 610 x 120.7	120.7	610	178	12.7	22.1
S 610 x 136.3	136.3	610	181	15.9	22.1
S 610 x 150.8	150.8	610	184	18.9	22.1
S 610 x 160.2	160.2	622	200	15.7	27.7
S 610 x 182.7	182.7	622	204	20.3	27.7

美國標準工字不銹鋼 American Standard Stainless Steel Beams

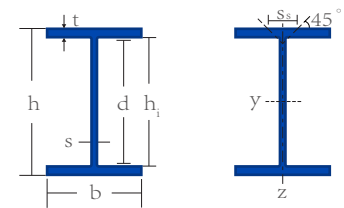
Profiles are laser fused with full penetration, equivalent to hot rolled. 型材採用激光熔透，等同於熱軋。

符合ASTM A1069, 尺寸公差和等級符合

ASTM A276, ASTM A484, ASTM A479, ASME SA479, MTC EN 10204 3.1

According to ASTM A1069, dimension tolerance and grade according to

ASTM A276, ASTM A484, ASTM A479, ASME SA479, MTC EN 10204 3.1



尺寸 Designation	I_y	W_{ely}	W_{ply}	i_y	A_{vz}	I_z	W_{elz}	W_{plz}	i_z	S_s	I_t	I_w
	$mm^4 \times 10^4$	$mm^3 \times 10^3$	$mm^3 \times 10^3$	$mm \times 10$	$mm^2 \times 10^2$	$mm^4 \times 10^4$	$mm^3 \times 10^3$	$mm^3 \times 10^3$	$mm \times 10$	mm	$mm^4 \times 10^4$	$mm^6 \times 10^9$
S 75 x 8.6	105	27.5	31.5	3.12	4.19	18.9	6.39	10.6	1.32	27.9	1.93	0.23
S 75 x 11.4	121	31.9	38.2	2.92	7.23	24.3	7.59	13.6	1.31	32.6	4.97	0.29
S 100 x 11.6	255	50.0	57.1	4.18	6.07	31.6	9.3	15.9	1.47	31.3	3.17	0.72
S 100 x 14.3	283	55.5	65.5	3.97	9.16	36.3	10.2	18.4	1.42	34.6	5.91	0.82
S 130 x 15	509	80.2	91.4	5.2	8.07	49.2	12.9	22.3	1.62	34.5	4.92	1.77
S 150 x 18.8	913	120	137	6.22	10.2	75.5	17.8	30.6	1.79	37.3	7.14	3.92
S 150 x 26	1089	143	171	5.78	18.54	96	21.1	38.9	1.71	43.7	18.5	4.87
S 200 x 27.8	2390	236	268	8.29	15.46	156	30.5	52.4	2.11	43.6	14.1	14.5
S 200 x 34.8	2691	265	313	7.86	23.84	178	33.6	60.5	2.02	48.7	25.4	16.4
S 250 x 38.3	5127	404	461	10.3	22.3	279	47.2	81.3	2.41	50.9	25.8	41.1
S 250 x 53.1	6139	483	579	9.61	39.22	349	55.5	103	2.29	58.1	61.2	50.6
S 310 x 48.1	9082	596	684	12.3	29.77	386	60.8	105	2.53	56.0	38.5	82.9
S 310 x 53	9555	627	730	12.0	35.47	408	63.2	112	2.48	58.0	47.4	87
S 310 x 61.5	11310	742	862	12.1	39.25	560	84.2	145	2.69	66.9	75.6	117
S 310 x 75.5	12680	832	996	11.6	55.25	652	94	169	2.63	72.7	130	134
S 380 x 64.9	18620	977	1131	15.1	42.91	602	86.0	149	2.72	63.7	66.1	202
S 380 x 75.6	20180	1059	1257	14.6	55.79	645	90	164	2.61	67.3	94.5	216
S 460 x 82.7	33390	1461	1703	18.0	57.51	855	113	199	2.87	70.8	102	419
S 460 x 106.2	38580	1689	2042	17.0	85.1	1002	126	238	2.74	77.2	190	483
S 510 x 99.7	49450	1947	2275	19.9	69.41	1147	144	253	3.03	78.0	153	691
S 510 x 112.9	52980	2086	2485	19.4	85.23	1226	151	274	2.94	81.2	200	734
S 510 x 130.3	65480	2540	2990	20.0	90.18	1929	216	378	3.44	89.7	287	1173
S 510 x 144.9	69620	2700	3228	19.6	107.1	2081	227	410	3.39	93.2	369	1256
S 610 x 120.7	87530	2872	3336	24.1	82.5	1750	197	342	3.40	83.7	207	1528
S 610 x 136.3	93500	3067	3631	23.4	101	1857	205	367	3.30	86.9	262	1612
S 610 x 150.8	99160	3253	3910	22.9	118.3	1970	214	393	3.23	89.9	333	1698
S 610 x 160.2	122300	3929	4560	24.7	102.5	3195	320	546	3.99	99.5	428	2837
S 610 x 182.7	131200	4217	4996	23.9	129.4	3427	336	592	3.87	104.0	553	3022

寬腿工字不銹鋼 Stainless Steel Wide Flange Beams

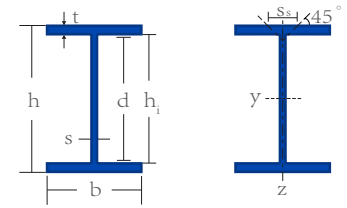
Profiles are laser fused with full penetration, equivalent to hot rolled. 型材採用激光熔透，等同於熱軋。

符合ASTM A1069, 尺寸公差和等級符合

ASTM A276, ASTM A484, ASTM A479, ASME SA479, MTC EN 10204 3.1

According to ASTM A1069, dimension tolerance and grade according to

ASTM A276, ASTM A484, ASTM A479, ASME SA479, MTC EN 10204 3.1



尺寸 Designation	單位重量 Mass per Unit Length	高度 Depth of Section	寬度 Width of Section	腰厚 Web Thickness	腿厚 Flange Thickness	h ₁ (mm)	d(mm)
	kg/m	h(mm)	b(mm)	s(mm)	t(mm)		
W 100 x 100 x 19.7	19.7	106	103	7.1	8.8	88.4	76.4
W 130 x 130 x 24.3	24.3	127	127	6.1	9.1	108.8	92.8
W 130 x 130 x 28.6	28.6	131	128	6.9	10.9	109.2	93.2
W 150 x 100 x 13.8	13.8	150	100	4.3	5.5	139	127
W 150 x 100 x 18.3	18.3	153	102	5.8	7.1	138.4	126.4
W 150 x 100 x 24.4	24.4	160	102	6.6	10.3	139.4	127.4
W 150 x 150 x 22.8	22.8	152	152	5.8	6.6	138.8	126.8
W 150 x 150 x 30.2	30.2	157	153	6.6	9.3	138.4	126.4
W 150 x 150 x 37.8	37.8	162	154	8.1	11.6	138.8	126.8
W 200 x 100 x 15.2	15.2	200	100	4.3	5.2	189.6	173.6
W 200 x 100 x 19.8	19.8	203	102	5.8	6.5	190	174
W 200 x 100 x 22.8	22.8	206	102	6.2	8	190	174
W 200 x 135 x 27.1	27.1	207	133	5.8	8.4	190.2	174.2
W 200 x 135 x 31.7	31.7	210	134	6.4	10.2	189.6	173.6
W 200 x 165 x 36.5	36.5	201	165	6.2	10.2	180.6	160.6
W 200 x 165 x 42.5	42.5	205	166	7.2	11.8	181.4	161.4
W 200 x 200 x 47	47.0	203	203	7.2	11	181	161
W 200 x 200 x 53.1	53.1	206	204	7.9	12.6	180.8	160.8
W 200 x 200 x 60.2	60.2	210	205	9.1	14.2	181.6	161.6
W 200 x 200 x 72.6	72.6	216	206	10.2	17.4	181.2	161.2
W 200 x 200 x 87.8	87.8	222	209	13	20.6	180.8	160.8
W 200 x 200 x 101.3	101.3	229	210	14.5	23.7	181.6	161.6
W 250 x 100 x 18.2	18.2	251	101	4.8	5.3	240.4	224.4
W 250 x 100 x 22.7	22.7	254	102	5.8	6.9	240.2	224.2
W 250 x 100 x 25.7	25.7	257	102	6.1	8.4	240.2	224.2
W 250 x 100 x 29.0	29.0	260	102	6.4	10	240	224
W 250 x 145 x 33.4	33.4	258	146	6.1	9.1	239.8	223.8
W 250 x 145 x 39.2	39.2	262	147	6.6	11.2	239.6	223.6
W 250 x 145 x 45.5	45.5	266	148	7.6	13	240	224
W 250 x 200 x 50.0	50.0	247	202	7.4	11	225	199
W 250 x 200 x 59.2	59.2	252	203	8	13.5	225	199
W 250 x 200 x 68.5	68.5	257	204	8.9	15.7	225.6	199.6
W 250 x 250 x 74.1	74.1	253	254	8.6	14.2	224.6	198.6
W 250 x 250 x 81.4	81.4	256	255	9.4	15.6	224.8	198.8
W 250 x 250 x 91.0	91.0	260	256	10.7	17.3	225.4	199.4
W 250 x 250 x 102.9	102.9	264	257	11.9	19.6	224.8	198.8
W 250 x 250 x 116.5	116.5	269	259	13.5	22.1	224.8	198.8
W 250 x 250 x 133.3	133.3	275	261	15.4	25.1	224.8	198.8
W 250 x 250 x 151.6	151.6	282	263	17.3	28.4	225.2	199.2
W 250 x 250 x 169.2	169.2	289	265	19.2	31.8	225.4	199.4
W 310 x 100 x 21.4	21.4	303	101	5.1	5.7	291.6	275.6
W 310 x 100 x 24.3	24.3	305	101	5.6	6.7	291.6	275.6
W 310 x 100 x 28.6	28.6	309	102	6	8.9	291.2	275.2
W 310 x 100 x 33.4	33.4	313	102	6.6	10.8	291.4	275.4
W 310 x 165 x 39.4	39.4	310	165	5.8	9.7	290.6	274.6
W 310 x 165 x 45.2	45.2	313	166	6.6	11.2	290.6	274.6
W 310 x 165 x 53.1	53.1	317	167	7.6	13.2	290.6	274.6
W 310 x 200 x 60.7	60.7	303	203	7.5	13.1	276.8	246.8
W 310 x 200 x 68.0	68.0	306	204	8.5	14.6	276.8	246.8

寬腿工字不銹鋼 Stainless Steel Wide Flange Beams

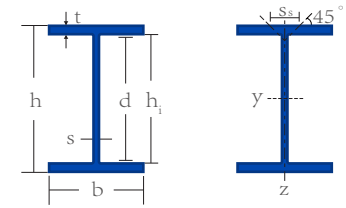
Profiles are laser fused with full penetration, equivalent to hot rolled. 型材採用激光熔透，等同於熱軋。

符合ASTM A1069, 尺寸公差和等級符合

ASTM A276, ASTM A484, ASTM A479, ASME SA479, MTC EN 10204 3.1

According to ASTM A1069, dimension tolerance and grade according to

ASTM A276, ASTM A484, ASTM A479, ASME SA479, MTC EN 10204 3.1



尺寸 Designation	I_y	W_{ely}	W_{ply}	i_y	A_{vz}	I_z	W_{elz}	W_{plz}	i_z	S_s	I_t	I_w
	mm ⁴ × 10 ⁴	mm ³ × 10 ³	mm ³ × 10 ³	mm × 10	mm ² × 10 ²	mm ⁴ × 10 ⁴	mm ³ × 10 ³	mm ³ × 10 ³	mm × 10	mm	mm ⁴ × 10 ⁴	mm ⁶ × 10 ⁹
W 100 x 100 x 19.7	475.9	89.79	103.3	4.39	8.27	160.6	31.19	47.94	2.55	31.73	6.52	3.79
W 130 x 130 x 24.3	885.5	139.5	157.2	5.41	9.20	311.0	48.98	74.66	3.20	33.67	8.10	10.80
W 130 x 130 x 28.6	1099	167.7	190.9	5.53	10.53	381.4	59.60	90.86	3.26	38.03	13.33	13.74
W 150 x 100 x 13.8	685.5	91.4	102.4	6.29	7.21	91.8	18.36	28.26	2.30	22.35	1.74	4.79
W 150 x 100 x 18.3	915.9	122.1	138.6	6.33	9.69	125.9	25.37	39.29	2.36	27.47	3.86	6.68
W 150 x 100 x 24.4	1342	167.8	191.5	6.63	11.43	182.6	35.80	55.24	2.45	34.23	9.35	10.21
W 150 x 150 x 22.8	1206	158.6	176.1	6.51	9.59	386.6	50.87	77.56	3.68	26.07	4.34	20.42
W 150 x 150 x 30.2	1714	218.4	243.9	6.73	11.17	555.5	72.62	110.5	3.83	32.23	10.16	30.28
W 150 x 150 x 37.8	2220	274.1	309.9	6.85	13.93	706.8	91.79	140.0	3.86	38.36	19.51	39.93
W 200 x 100 x 15.2	1280	128.0	145.2	8.18	9.80	86.89	17.38	27.10	2.13	24.09	1.93	8.22
W 200 x 100 x 19.8	1662	163.7	188.1	8.17	13.06	115.4	22.63	35.69	2.15	28.21	3.99	11.10
W 200 x 100 x 22.8	2004	194.5	222.8	8.36	14.14	142.0	27.85	43.72	2.22	31.59	5.97	13.87
W 200 x 135 x 27.1	2587	250	279.8	8.72	13.49	329.8	49.6	76.17	3.11	32.01	7.35	32.48
W 200 x 135 x 31.7	3139	298.9	335.3	8.87	14.87	409.6	61.13	93.76	3.20	36.12	12.04	40.82
W 200 x 165 x 36.5	3438	342.1	379.4	8.67	14.77	764.3	92.64	141.1	4.09	38.34	14.56	69.5
W 200 x 165 x 42.5	4088	398.8	445.6	8.77	17.21	900.5	108.5	165.5	4.12	42.56	22.39	83.95
W 200 x 200 x 47	4545	447.8	495.6	8.81	16.96	1535	151.2	229.5	5.12	40.96	22.27	141.3
W 200 x 200 x 53.1	5268	511.5	569	8.90	18.6	1784	174.9	265.5	5.18	44.79	32.41	166.7
W 200 x 200 x 60.2	6113	582.2	652.9	8.99	21.59	2040	199.1	302.8	5.19	49.26	46.86	195.4
W 200 x 200 x 72.6	7658	709	802.8	9.18	24.52	2537	246.3	374.5	5.28	56.68	82.02	250
W 200 x 200 x 87.8	9467	852.9	980.5	9.26	31.06	3138	300.3	458.2	5.33	65.87	140.8	317.8
W 200 x 200 x 101.3	11325	989.1	1149	9.45	35.33	3663	348.9	532.9	5.38	73.6	211.3	385.5
W 250 x 100 x 18.2	2252	179.5	207.8	9.92	13.26	91.34	18.09	28.67	2.00	24.80	2.5	13.74
W 250 x 100 x 22.7	2901	228.4	264.6	10.06	16.08	122.6	24.03	38.2	2.07	29.01	4.68	18.63
W 250 x 100 x 25.7	3430	266.9	307.5	10.30	17.06	149.2	29.25	46.20	2.15	32.27	6.77	22.95
W 250 x 100 x 29.0	3998	307.5	352.9	10.51	18.02	177.5	34.81	54.71	2.21	35.72	9.8	27.64
W 250 x 145 x 33.4	4895	379.4	424.9	10.83	17.19	472.6	64.74	99.48	3.36	33.67	10.05	73.1
W 250 x 145 x 39.2	6014	459.1	514.1	11.05	18.89	593.7	80.77	123.9	3.47	38.37	17.03	93.24
W 250 x 145 x 45.5	7118	535.2	603	11.14	21.91	703.5	95.06	146.2	3.50	42.99	26.45	112.40
W 250 x 200 x 50.0	7069	572.4	633.9	10.63	21.77	1513	149.8	228.5	4.92	44.63	24.53	210.4
W 250 x 200 x 59.2	8736	693.4	770.8	10.85	24.04	1884	185.6	282.5	5.04	50.23	41.11	267.7
W 250 x 200 x 68.5	10360	806.6	902	11.00	27.01	2224	218	332.2	5.10	55.53	62.61	323.4
W 250 x 250 x 74.1	11290	892.1	986.1	11.02	25.78	3880	305.5	463.3	6.46	52.27	57.94	552.9
W 250 x 250 x 81.4	12570	982.4	1091.0	11.10	28.1	4314	338.3	513.3	6.50	55.83	76.15	622.9
W 250 x 250 x 91.0	14260	1097	1226	11.18	31.84	4841	378.2	574.5	6.51	60.5	104.4	712.4
W 250 x 250 x 102.9	16380	1241	1398	11.27	35.73	5549	431.9	656.6	6.56	66.37	150.3	828
W 250 x 250 x 116.5	18940	1408	1599	11.38	40.43	6405	494.6	752.8	6.62	72.89	215.3	975.3
W 250 x 250 x 133.3	22150	1611	1847	11.52	46.39	7446	570.6	869.7	6.68	80.8	315.9	1161.0
W 250 x 250 x 151.6	25940	1840	2129	11.69	52.63	8622	655.7	1001	6.74	89.3	456.5	1384
W 250 x 250 x 169.2	30020	2078	2427	11.87	59.05	9879	745.6	1139	6.81	98.01	639.3	1631
W 310 x 100 x 21.4	3708	244.8	287.1	11.75	16.56	98.31	19.47	31.19	1.91	25.85	3.17	21.63
W 310 x 100 x 24.3	4280	280.7	328.6	11.87	18.3	115.6	22.89	36.7	1.95	28.36	4.5	25.59
W 310 x 100 x 28.6	5431	351.5	406.9	12.27	19.89	158.1	30.99	49.15	2.09	33.14	7.72	35.44
W 310 x 100 x 33.4	6507	415.8	480.9	12.47	22.22	191.9	37.62	59.63	2.14	37.57	12.36	43.61
W 310 x 165 x 39.4	8527	550.1	611.8	13.12	19.64	726.8	88.1	134.8	3.83	34.61	12.76	163.7
W 310 x 165 x 45.2	9934	634.8	708.3	13.21	22.26	854.7	103	157.8	3.88	38.37	19.3	194.4
W 310 x 165 x 53.1	11851	747.7	838.5	13.32	25.81	1026	122.9	188.6	3.92	43.39	31.1	236.4
W 310 x 200 x 60.7	12860	848.9	940.7	13.02	27.6	1829	180.2	275.2	4.91	51.27	39.15	383.7
W 310 x 200 x 68.0	14510	948.4	1057	13.06	31.08	2069	202.8	310.3	4.93	55.27	54.03	438.5

寬腿工字不銹鋼(續) Stainless Steel Wide Flange Beams(Continued)

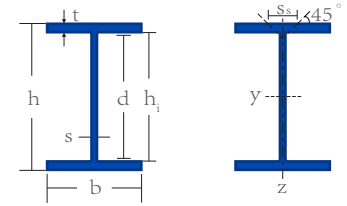
Profiles are laser fused with full penetration, equivalent to hot rolled. 型材採用激光熔透，等同於熱軋。

符合ASTM A1069, 尺寸公差和等級符合

ASTM A276, ASTM A484, ASTM A479, ASME SA479, MTC EN 10204 3.1

According to ASTM A1069, dimension tolerance and grade according to

ASTM A276, ASTM A484, ASTM A479, ASME SA479, MTC EN 10204 3.1



尺寸 Designation	單位重量 Mass per Unit Length	高度 Depth of Section	寬度 Width of Section	腰厚 Web Thickness	腿厚 Flange Thickness	h ₁ (mm)	d(mm)
	kg/m	h(mm)	b(mm)	s(mm)	t(mm)		
W 310 x 200 x 75.7	75.7	310	205	9.4	16.3	277.4	247.4
W 310 x 250 x 80.6	80.6	306	254	8.8	14.6	276.8	246.8
W 310 x 250 x 87.8	87.8	310	254	9.1	16.3	277.4	247.4
W 310 x 310 x 98.2	98.2	308	305	9.9	15.4	277.2	247.2
W 310 x 310 x 108.5	108.5	311	306	10.9	17	277	247
W 310 x 310 x 119.7	119.7	314	307	11.9	18.7	276.6	246.6
W 310 x 310 x 131.7	131.7	318	308	13.1	20.6	276.8	246.8
W 310 x 310 x 145.2	145.2	323	309	14	22.9	277.2	247.2
W 310 x 310 x 160.4	160.4	327	310	15.5	25.1	276.8	246.8
W 310 x 310 x 181.9	181.9	333	313	18	28.1	276.8	246.8
W 310 x 310 x 205.1	205.1	341	315	20.1	31.8	277.4	247.4
W 310 x 310 x 229.8	229.8	348	317	22.1	35.6	276.8	246.8
W 310 x 310 x 257.8	257.8	356	319	24.4	39.6	276.8	246.8
W 310 x 310 x 287.3	287.3	365	322	26.9	44.1	276.8	246.8
W 310 x 310 x 318.4	318.4	374	325	30	48.3	277.4	247.4
W 310 x 310 x 348.7	348.7	382	328	32.6	52.6	276.8	246.8
W 360 x 130 x 33.4	33.4	349	127	5.8	8.5	332	312
W 360 x 130 x 39.6	39.6	353	128	6.5	10.7	331.6	311.6
W 360 x 170 x 45.6	45.6	352	171	6.9	9.8	332.4	312.4
W 360 x 170 x 51.5	51.5	355	171	7.2	11.6	331.8	311.8
W 360 x 170 x 57.7	57.7	358	172	7.9	13.1	331.8	311.8
W 360 x 200 x 64.9	64.9	347	203	7.7	13.5	320	290
W 360 x 200 x 72.6	72.6	350	204	8.6	15.1	319.8	289.8
W 360 x 200 x 80.6	80.6	354	205	9.4	16.8	320.4	290.4
W 360 x 250 x 91.8	91.8	353	254	9.5	16.4	320.2	290.2
W 360 x 250 x 102.9	102.9	357	255	10.5	18.3	320.4	290.4
W 360 x 250 x 112.5	112.5	360	256	11.4	19.9	320.2	290.2
W 360 x 250 x 123.7	123.7	363	257	13	21.7	319.6	289.6
W 360 x 370 x 136.5	136.5	356	369	11.2	18	320	290
W 360 x 370 x 150	150.0	360	370	12.3	19.8	320.4	290.4
W 360 x 370 x 164.4	164.4	364	371	13.3	21.8	320.4	290.4
W 360 x 370 x 181.9	181.9	368	373	15	23.9	320.2	290.2
W 360 x 370 x 199.5	199.5	372	374	16.4	26.2	319.6	289.6
W 360 x 410 x 219.5	219.5	375	394	17.3	27.7	319.6	289.6
W 360 x 410 x 240.2	240.2	380	395	18.9	30.2	319.6	289.6
W 360 x 410 x 266.5	266.5	387	398	21.1	33.3	320.4	290.4
W 360 x 410 x 292.1	292.1	393	399	22.6	36.6	319.8	289.8
W 360 x 410 x 319.2	319.2	399	401	24.9	39.6	319.8	289.8
W 360 x 410 x 352.7	352.7	407	404	27.2	43.7	319.6	289.6
W 360 x 410 x 389.4	389.4	416	406	29.8	48	320	290
W 360 x 410 x 428.5	428.5	425	409	32.8	52.6	319.8	289.8
W 360 x 410 x 470.8	470.8	435	412	35.8	57.4	320.2	290.2
W 360 x 410 x 520.3	520.3	446	416	39.1	62.7	320.6	290.6
W 410 x 140 x 39.5	39.5	399	140	6.4	8.8	381.4	361.4
W 410 x 140 x 46.9	46.9	403	140	7	11.2	380.6	360.6
W 410 x 180 x 54.6	54.6	403	177	7.5	10.9	381.2	361.2
W 410 x 180 x 60.7	60.7	407	178	7.7	12.8	381.4	361.4
W 410 x 180 x 68.5	68.5	410	179	8.8	14.4	381.2	361.2
W 410 x 180 x 75.7	75.7	413	180	9.7	16	381	361

寬腿工字不銹鋼(續) Stainless Steel Wide Flange Beams (Continued)

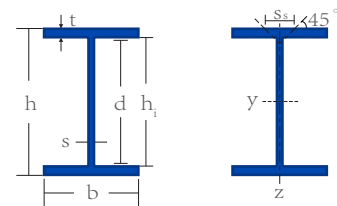
Profiles are laser fused with full penetration, equivalent to hot rolled. 型材採用激光熔透，等同於熱軋。

符合ASTM A1069, 尺寸公差和等級符合

ASTM A276, ASTM A484, ASTM A479, ASME SA479, MTC EN 10204 3.1

According to ASTM A1069, dimension tolerance and grade according to

ASTM A276, ASTM A484, ASTM A479, ASME SA479, MTC EN 10204 3.1



尺寸 Designation	I_y	W_{ely}	W_{ply}	i_y	A_{vz}	I_z	W_{elz}	W_{plz}	i_z	S_s	I_t	I_w
	$\text{mm}^4 \times 10^4$	$\text{mm}^3 \times 10^3$	$\text{mm}^3 \times 10^3$	$\text{mm} \times 10$	$\text{mm}^2 \times 10^2$	$\text{mm}^4 \times 10^4$	$\text{mm}^3 \times 10^3$	$\text{mm}^3 \times 10^3$	$\text{mm} \times 10$	mm	$\text{mm}^4 \times 10^4$	$\text{mm}^6 \times 10^9$
W 310 x 200 x 75.7	16450	1061	1188	13.17	34.43	2344	228.7	350.2	4.97	59.57	74.05	504.7
W 310 x 250 x 80.6	17670	1155	1275	13.26	31.95	3990	314.2	477.8	6.30	55.57	65.49	846.5
W 310 x 250 x 87.8	19850	1280	1417	13.43	33.55	4455	350.8	533.1	6.36	59.27	86.96	960
W 310 x 310 x 98.2	22240	1444	1591	13.43	35.52	7286	477.8	724.7	7.69	58.27	91.5	1559
W 310 x 310 x 108.5	24790	1594	1765	13.49	39.05	8123	530.9	805.8	7.72	62.47	122.1	1754
W 310 x 310 x 119.7	27510	1753	1949	13.56	42.68	9024	587.9	892.8	7.76	66.87	161.1	1966
W 310 x 310 x 131.7	30770	1935	2164	13.65	47.07	10040	651.9	990.9	7.80	71.87	214.5	2218
W 310 x 310 x 145.2	34760	2153	2419	13.81	50.82	11270	729.4	1109	7.86	77.37	288.3	2535
W 310 x 310 x 160.4	38630	2363	2672	13.88	56.26	12470	804.8	1225	7.89	83.27	380.3	2840
W 310 x 310 x 181.9	44530	2675	3053	13.99	65.24	14380	918.7	1401	7.95	91.77	543.7	3338
W 310 x 310 x 205.1	51982	3049	3510	14.19	73.62	16588	1053	1608	8.02	101.3	782.7	3959
W 310 x 310 x 229.8	59560	3423	3975	14.36	81.65	18930	1194	1825	8.10	110.9	1089	4611
W 310 x 310 x 257.8	68230	3833	4490	14.55	91.01	21460	1346	2059	8.16	121.2	1495	5362
W 310 x 310 x 287.3	78680	4311	5098	14.78	101.5	24590	1527	2340	8.26	132.7	2062	6317
W 310 x 310 x 318.4	89560	4789	5716	14.98	114.1	27700	1705	2617	8.33	144.2	2742	7329
W 310 x 310 x 348.7	100510	5262	6334	15.16	125.1	31020	1892	2907	8.42	155.4	3552	8392
W 360 x 130 x 33.4	8258	473.2	541.5	14.07	22.31	291	45.82	71.8	2.64	34.52	8.65	84.11
W 360 x 130 x 39.6	10231	579.7	661.5	14.33	25.25	375	58.6	91.6	2.74	39.62	15.04	109.6
W 360 x 170 x 45.6	12140	690.1	777	14.57	26.29	817.9	95.66	147.7	3.78	38.18	16.1	239.1
W 360 x 170 x 51.5	14130	796.3	894.5	14.80	28.04	968.1	113.2	174.4	3.87	42.16	23.92	285
W 360 x 170 x 57.7	16040	896.2	1009	14.91	30.73	1113	129.4	199.5	3.93	45.82	33.46	330.4
W 360 x 200 x 64.9	17830	1027	1141.0	14.80	31.66	1885	185.7	284.3	4.81	52.27	43.21	523.4
W 360 x 200 x 72.6	20100	1149	1282	14.86	35.26	2140	209.8	321.6	4.85	56.37	59.71	599.1
W 360 x 200 x 80.6	22650	1280	1433	14.98	38.67	2416	235.7	361.6	4.89	60.57	80.72	685.7
W 360 x 250 x 91.8	26690	1512	1676	15.19	38.83	4483	353	537.8	6.23	59.87	91.18	1269
W 360 x 250 x 102.9	30150	1689	1880	15.29	42.98	5062	397	605.5	6.27	64.67	125.3	1450
W 360 x 250 x 112.5	33090	1838	2055	15.36	46.67	5570	435.2	664.2	6.30	68.77	160.3	1609
W 360 x 250 x 123.7	36530	2013	2266	15.35	52.81	6147	478.4	732	6.30	73.97	211.8	1788
W 360 x 370 x 136.5	41510	2332	2562	15.60	45.19	15080	817.3	1237	9.40	64.77	168.8	4305
W 360 x 370 x 150	46290	2572	2838	15.70	49.72	16720	903.9	1369	9.43	69.47	223.7	4836
W 360 x 370 x 164.4	51540	2832	3139	15.81	53.98	18560	1001	1516	9.49	74.47	295.5	5432
W 360 x 370 x 181.9	57440	3122	3482	15.86	60.72	20680	1109	1683	9.52	80.37	393.8	6119
W 360 x 370 x 199.5	63630	3421	3837	15.94	66.5	22860	1222	1856	9.56	86.37	517.1	6829
W 360 x 410 x 219.5	71140	3794	4262	16.07	70.32	28250	1434	2176	10.13	90.27	637.3	8515
W 360 x 410 x 240.2	78780	4146	4686	16.18	77.1	31040	1572	2387	10.16	96.87	825.5	9489
W 360 x 410 x 266.5	89410	4620	5260	16.35	86.55	35020	1760	2676	10.23	105.3	1116	10940
W 360 x 410 x 292.1	99710	5074	5813	16.50	93.46	38780	1944	2957	10.29	113.4	1464	12300
W 360 x 410 x 319.2	110200	5525	6374	16.62	103.3	42600	2125	3236	10.33	121.7	1870	13740
W 360 x 410 x 352.7	124900	6140	7139	16.81	113.9	48090	2380	3629	10.43	132.2	2510	15850
W 360 x 410 x 389.4	141300	6794	7965	17.03	126	53620	2641	4031	10.49	143.4	3326	18130
W 360 x 410 x 428.5	159600	7510	8880	17.24	139.9	60080	2938	4489	10.58	155.6	4398	20800
W 360 x 410 x 470.8	180200	8283	9878	17.48	154.3	67040	3254	4978	10.66	168.2	5735	23850
W 360 x 410 x 520.3	204500	9172	11030	17.75	170.6	75400	3625	5552	10.78	182.1	7513	27630
W 410 x 140 x 39.5	12620	632.6	727.8	15.93	27.4	403.5	57.65	90.55	2.85	35.67	11.17	153.2
W 410 x 140 x 46.9	15550	771.9	883.6	16.26	30.49	513.6	73.37	114.9	2.95	41.11	19.25	196.6
W 410 x 180 x 54.6	18600	922.9	1045	16.54	32.41	1009	114	176.6	3.85	41.01	22.75	387.2
W 410 x 180 x 60.7	21570	1060	1194	16.87	33.77	1205	135.4	209	3.99	45.02	32.81	467.4
W 410 x 180 x 68.5	24530	1196	1354	16.91	38.39	1379	154.1	238.6	4.01	49.28	46.9	538.5
W 410 x 180 x 75.7	27460	1330	1510	16.98	42.37	1559	173.2	268.7	4.05	53.37	63.75	612.8

寬腿工字不銹鋼(續) Stainless Steel Wide Flange Beams(Continued)

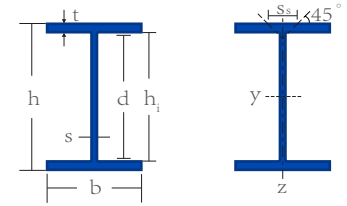
Profiles are laser fused with full penetration, equivalent to hot rolled. 型材採用激光熔透，等同於熱軋。

符合ASTM A1069, 尺寸公差和等級符合

ASTM A276, ASTM A484, ASTM A479, ASME SA479, MTC EN 10204 3.1

According to ASTM A1069, dimension tolerance and grade according to

ASTM A276, ASTM A484, ASTM A479, ASME SA479, MTC EN 10204 3.1



尺寸 Designation	單位重量 Mass per Unit Length	高度 Depth of Section	寬度 Width of Section	腰厚 Web Thickness	腿厚 Flange Thickness	h ₁ (mm)	d(mm)
	kg/m	h(mm)	b(mm)	s(mm)	t(mm)		
W 410 x 180 x 86.2	86.2	417	181	10.9	18.2	380.6	360.6
W 410 x 260 x 101.3	101.3	415	260	10	16.9	381.2	361.2
W 410 x 260 x 116.5	116.5	420	261	11.6	19.3	381.4	361.4
W 410 x 260 x 134.9	134.9	425	263	13.3	22.2	380.6	360.6
W 410 x 260 x 151.6	151.6	431	265	14.9	25	381	361
W 460 x 150 x 53.1	53.1	450	152	7.6	10.8	428.4	408.4
W 460 x 150 x 60.7	60.7	455	153	8	13.3	428.4	408.4
W 460 x 150 x 69.5	69.5	459	154	9.1	15.4	428.2	408.2
W 460 x 190 x 75.7	75.7	457	190	9	14.5	428	408
W 460 x 190 x 83.8	83.8	460	191	9.9	16	428	408
W 460 x 190 x 91	91.0	463	192	10.5	17.7	427.6	407.6
W 460 x 190 x 98	98.2	466	193	11.4	19	427.8	407.8
W 460 x 190 x 106.9	106.9	469	194	12.6	20.6	427.8	407.8
W 460 x 280 x 114.9	114.9	463	280	10.8	17.3	428.4	408.4
W 460 x 280 x 130.1	130.1	467	282	12.2	19.6	427.8	407.8
W 460 x 280 x 146.8	146.8	472	283	13.6	22.1	427.8	407.8
W 460 x 280 x 160.4	160.4	476	284	15	23.9	428.2	408.2
W 460 x 280 x 180.4	180.4	482	286	16.6	26.9	428.2	408.2
W 460 x 280 x 197.1	197.1	489	283	17	30.5	428	408
W 460 x 280 x 216.3	216.3	495	285	18.5	33.5	428	408
W 460 x 280 x 238.6	238.6	501	287	20.6	36.6	427.8	407.8
W 460 x 280 x 264.1	264.1	509	289	22.6	40.4	428.2	408.2
W 530 x 165 x 67	67.0	525	165	8.9	11.4	502.2	476.2
W 530 x 165 x 75.7	75.7	529	166	9.7	13.6	501.8	475.8
W 530 x 165 x 86.2	86.2	535	166	10.3	16.5	502	476
W 530 x 210 x 94.2	94.2	533	209	10.2	15.6	501.8	475.8
W 530 x 210 x 102.9	102.9	537	210	10.9	17.4	502.2	476.2
W 530 x 210 x 110.9	110.9	539	211	11.6	18.8	501.4	475.4
W 530 x 210 x 125.3	125.3	544	212	13.1	21.2	501.6	475.6
W 530 x 210 x 140.5	140.5	549	214	14.7	23.6	501.8	475.8
W 530 x 315 x 153.2	153.2	543	312	12.7	20.3	502.4	476.4
W 530 x 315 x 168.4	168.4	546	313	14	22.2	501.6	475.6
W 530 x 315 x 185.1	185.1	551	315	15.2	24.4	502.2	476.2
W 530 x 315 x 199.5	199.5	554	316	16.5	26.3	501.4	475.4
W 530 x 315 x 222.6	222.6	560	318	18.3	29.2	501.6	475.6
W 530 x 315 x 251.4	251.4	571	315	19	34.5	502	476
W 530 x 315 x 276.1	276.1	577	318	21.1	37.6	501.8	475.8
W 530 x 315 x 304.8	304.8	585	319	23.1	41.4	502.2	476.2
W 610 x 180 x 83.8	83.8	599	178	10	12.8	573.4	547.4
W 610 x 180 x 93.4	93.4	603	179	10.9	15	573	547
W 610 x 230 x 103.7	103.7	603	228	10.5	14.9	573.2	547.2
W 610 x 230 x 115.7	115.7	608	228	11.2	17.3	573.4	547.4
W 610 x 230 x 126.9	126.9	612	229	11.9	19.6	572.8	546.8
W 610 x 230 x 142.8	142.8	617	230	13.1	22.2	572.6	546.6
W 610 x 230 x 156.4	156.4	623	229	14	24.9	573.2	547.2
W 610 x 325 x 157.2	157.2	611	324	12.7	19	573	547
W 610 x 325 x 177.2	177.2	616	325	14	21.6	572.8	546.8
W 610 x 325 x 197.9	197.9	622	327	15.4	24.4	573.2	547.2
W 610 x 325 x 221.1	221.1	628	328	16.5	27.7	572.6	546.6

寬腿工字不銹鋼(續) Stainless Steel Wide Flange Beams(Continued)

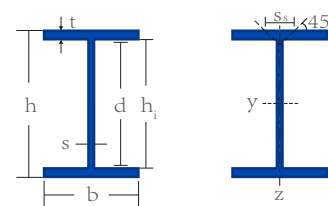
Profiles are laser fused with full penetration, equivalent to hot rolled. 型材採用激光熔透, 等同於熱軋。

符合ASTM A1069, 尺寸公差和等級符合

ASTM A276, ASTM A484, ASTM A479, ASME SA479, MTC EN 10204 3.1

According to ASTM A1069, dimension tolerance and grade according to

ASTM A276, ASTM A484, ASTM A479, ASME SA479, MTC EN 10204 3.1



尺寸 Designation	I_y	W_{ely}	W_{ply}	i_y	A_{vz}	I_z	W_{elz}	W_{plz}	i_z	S_s	I_t	I_w
	$\text{mm}^4 \times 10^4$	$\text{mm}^3 \times 10^3$	$\text{mm}^3 \times 10^3$	$\text{mm} \times 10$	$\text{mm}^2 \times 10^2$	$\text{mm}^4 \times 10^4$	$\text{mm}^3 \times 10^3$	$\text{mm}^3 \times 10^3$	$\text{mm} \times 10$	mm	$\text{mm}^4 \times 10^4$	$\text{mm}^6 \times 10^9$
W 410 x 180 x 86.2	31530	1512	1725	17.06	48.05	1803	199.3	310.1	4.08	59.04	93.24	715.2
W 410 x 260 x 101.3	39760	1916	2129	17.70	44.05	4954	381.1	581.4	6.25	55.52	99.70	1961
W 410 x 260 x 116.5	46140	2197	2456	17.79	51.2	5725	438.7	670.9	6.27	61.92	149.4	2296
W 410 x 260 x 134.9	53830	2533	2850	17.89	58.87	6739	512.5	785.4	6.33	69.42	227.1	2730
W 410 x 260 x 151.6	61840	2870	3247	18.04	66.35	7765	586.1	899.8	6.39	76.62	324.1	3195
W 460 x 150 x 53.1	21200	942	1088	17.89	36.40	634	83.43	131.5	3.09	40.92	21.24	304.8
W 460 x 150 x 60.7	25480	1120	1284	18.33	38.85	796.1	104.1	163.1	3.24	46.32	33.58	387.2
W 460 x 150 x 69.5	29680	1293	1487	18.44	44.31	940.5	122.1	192.1	3.28	51.62	51.07	461.2
W 460 x 190 x 75.7	33260	1456	1650	18.75	43.67	1661.0	174.8	271	4.19	49.74	52.03	811.4
W 460 x 190 x 83.8	37000	1608	1829	18.83	48.06	1862	195	303	4.22	53.63	69.55	915.7
W 460 x 190 x 91	40960	1769	2013	18.96	51.33	2093	218	338.8	4.29	57.66	91.36	1035
W 460 x 190 x 98	44680	1917	2189	19.02	55.76	2282	237.8	370.4	4.31	61.35	113.9	1137
W 460 x 190 x 106.9	48790	2081	2385	19.04	61.34	2515	259.2	405.3	4.32	65.49	146.6	1260
W 460 x 280 x 114.9	55600	2402	2673	19.65	52.45	6335	452.5	691.3	6.63	57.12	118.8	3143
W 460 x 280 x 130.1	63690	2728	3049	19.73	59.32	7333	520.1	795.9	6.70	63.11	172.6	3666
W 460 x 280 x 146.8	72600	3076	3454	19.86	66.42	8358	590.7	905.5	6.74	69.51	245.5	4224
W 460 x 280 x 160.4	79620	3346	3774	19.91	73.41	9137	643.5	988.7	6.75	74.51	314.1	4662
W 460 x 280 x 180.4	91040	3777	4282	20.07	81.97	10510	734.7	1131	6.82	82.16	445.2	5431
W 460 x 280 x 197.1	102400	4186	4754	20.39	84.9	11540	815.5	1253	6.85	89.72	607.3	6055
W 460 x 280 x 216.3	114300	4619	5272	20.54	92.94	12950	908.7	1398	6.91	97.22	803.3	6882
W 460 x 280 x 238.6	127300	5083	5839	20.63	103.8	14450	1007	1554	6.95	105.5	1059	7775
W 460 x 280 x 264.1	143700	5646	6525	20.83	114.8	16300	1128	1743	7.01	115.1	1423	8922
W 530 x 165 x 67	35100	1337	1563	20.47	50.13	857.3	103.9	166.2	3.20	46.93	33.29	562.9
W 530 x 165 x 75.7	41100	1554	1810	20.77	54.98	1042	125.5	200.3	3.31	52.13	49.2	688.6
W 530 x 165 x 86.2	48580	1816	2105	21.22	59.15	1264	152.2	241.8	3.42	58.53	74.55	845.5
W 530 x 210 x 94.2	55240	2073	2362	21.67	58.07	2379	227.7	354.8	4.50	56.59	76.96	1589
W 530 x 210 x 102.9	61760	2300	2623	21.85	62.72	2692	256.4	399.9	4.56	60.95	102.9	1813
W 530 x 210 x 110.9	66730	2476	2826	21.93	66.47	2951	279.7	436.5	4.61	64.39	127.4	1991
W 530 x 210 x 125.3	76100	2798	3208	22.02	75.34	3377	318.6	499.2	4.64	70.71	182.3	2300
W 530 x 210 x 140.5	86160	3139	3617	22.10	84.98	3870	361.7	569.1	4.68	77.16	254	2660
W 530 x 315 x 153.2	100900	3716	4148	22.93	73.11	10290	659.3	1010	7.32	68.53	218.2	7019
W 530 x 315 x 168.4	111000	4066	4556	22.95	80.55	11360	725.8	1113	7.34	73.63	286.2	7782
W 530 x 315 x 185.1	123600	4486	5042	23.10	87.84	12730	808.1	1241	7.41	79.23	377.6	8812
W 530 x 315 x 199.5	134000	4839	5459	23.14	95.36	13850	876.7	1349	7.44	84.33	474.6	9629
W 530 x 315 x 222.6	151100	5396	6116	23.27	106.2	15680	986	1520	7.50	91.93	649.7	11020
W 530 x 315 x 251.4	177500	6219	7063	23.77	112.4	18000	1143	1759	7.57	103.2	985.6	12930
W 530 x 315 x 276.1	197300	6840	7814	23.87	125	20190	1270	1959	7.63	111.5	1293	14660
W 530 x 315 x 304.8	220800	7548	8672	24.05	137.8	22450	1408	2176	7.67	121.1	1718	16550
W 610 x 180 x 83.8	56030	1871	2199	23.17	63.4	1209	135.8	218.3	3.40	50.83	50.58	1034
W 610 x 180 x 93.4	64680	2145	2515	23.45	69.44	1441	161.0	258.5	3.50	56.13	72.81	1239
W 610 x 230 x 103.7	76470	2536	2905	24.27	67.31	2950	258.8	404.4	4.77	55.57	79.88	2545
W 610 x 230 x 115.7	87570	2881	3290	24.62	72.0	3425	300.5	468.8	4.87	61.01	113.3	2981
W 610 x 230 x 126.9	98650	3224	3679	24.86	77.28	3932	343.4	535.6	4.96	66.37	156	3442
W 610 x 230 x 142.8	111990	3630	4150	25.05	85.02	4514	392.5	613.1	5.03	72.71	220	3982
W 610 x 230 x 156.4	125200	4019	4602	25.29	91.66	4998	436.5	682.4	5.05	79.03	297.5	4457
W 610 x 325 x 157.2	129000	4222	4728	25.57	81.57	10780	666	1022	7.39	65.93	197.7	9437
W 610 x 325 x 177.2	147200	4778	5362	25.74	90.28	12370	761	1170	7.46	72.43	283.2	10920
W 610 x 325 x 197.9	167900	5398	6074	25.95	99.83	14240	871	1340	7.56	79.43	400.9	12700
W 610 x 325 x 221.1	190800	6076	6848	26.21	107.7	16310	995	1531	7.67	87.13	564.6	14680

寬腿工字不銹鋼(續) Stainless Steel Wide Flange Beams(Continued)

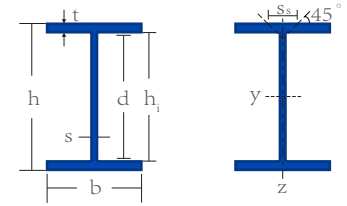
Profiles are laser fused with full penetration, equivalent to hot rolled. 型材採用激光熔透，等同於熱軋。

符合ASTM A1069, 尺寸公差和等級符合

ASTM A276, ASTM A484, ASTM A479, ASME SA479, MTC EN 10204 3.1

According to ASTM A1069, dimension tolerance and grade according to

ASTM A276, ASTM A484, ASTM A479, ASME SA479, MTC EN 10204 3.1



尺寸 Designation	單位重量 Mass per Unit Length	高度 Depth of Section	寬度 Width of Section	腰厚 Web Thickness	腿厚 Flange Thickness	h ₁ (mm)	d(mm)
	kg/m	h(mm)	b(mm)	s(mm)	t(mm)		
W 610 x 325 x 245.8	245.8	635	329	17.1	31	573	547
W 610 x 325 x 265.7	265.7	641	327	19	34	573	547
W 610 x 325 x 288.1	288.1	647	329	20.6	37.1	572.8	546.8
W 610 x 325 x 346.3	346.3	661	333	24.4	43.9	573.2	547.2
W 610 x 325 x 422.1	422.1	679	338	29.5	53.1	572.8	546.8
W 610 x 325 x 462	462.0	689	340	32	57.9	573.2	547.2
W 610 x 325 x 506.7	506.7	699	343	35.1	63	573	547
W 610 x 325 x 560.2	560.2	711	347	38.6	69.1	572.8	546.8
W 690 x 250 x 127.7	127.7	678	253	11.7	16.3	645.4	615.4
W 690 x 250 x 142.8	142.8	684	254	12.4	18.9	646.2	616.2
W 690 x 250 x 154.8	154.8	688	254	13.1	21.1	645.8	615.8
W 690 x 250 x 172.4	172.4	693	256	14.5	23.6	645.8	615.8
W 690 x 250 x 194.7	194.7	702	254	15.5	27.9	646.2	616.2
W 760 x 265 x 150	150.0	753	265	13.2	17	719	685
W 760 x 265 x 163.6	163.6	758	266	13.8	19.3	719.4	685.4
W 760 x 265 x 176.4	176.36	762	267	14.4	21.6	718.8	684.8
W 760 x 265 x 187.5	187.53	766	267	14.9	23.6	718.8	684.8
W 760 x 265 x 200.3	200.3	770	268	15.6	25.4	719.2	685.2
W 760 x 265 x 224.2	224.2	779	266	16.5	30	719	685
W 840 x 295 x 178.8	178.8	835	292	14	18.8	797.4	761.4
W 840 x 295 x 197.1	197.1	840	292	14.7	21.7	796.6	760.6
W 840 x 295 x 213.9	213.9	846	293	15.4	24.4	797.2	761.2
W 840 x 295 x 229.8	229.8	851	294	16.1	26.8	797.4	761.4
W 840 x 295 x 254.6	254.6	859	292	17	31	797	761
W 920 x 310 x 204.3	204.3	903	304	15.2	20.1	862.8	824.8
W 920 x 310 x 227.4	227.4	911	304	15.9	23.9	863.2	825.2
W 920 x 310 x 241.8	241.8	915	305	16.5	25.9	863.2	825.2
W 920 x 310 x 257.8	257.8	919	306	17.3	27.9	863	825
W 920 x 310 x 276.1	276.1	923	307	18.4	30	863	825
W 920 x 310 x 293.7	293.7	927	308	19.4	32	863	825
W 920 x 310 x 318.4	318.4	932	309	21.1	34.5	863	825
W 920 x 420 x 348.9W	348.9	927	418	19.3	32	862.4	824.4
W 920 x 420 x 371.5W	371.5	931	419	20.3	34.3	862.8	824.8
W 920 x 420 x 394.5W	394.5	936	420	21.3	36.6	863.2	825.2
W 920 x 420 x 426.2W	426.2	943	422	22.5	39.9	862.6	824.6
W 920 x 420 x 456W	456.0	948	423	24	42.7	863	825
W 920 x 420 x 497.4W	497.4	957	422	25.9	47	862.8	824.8
W 920 x 420 x 544.6W	544.6	965	425	28.4	51.1	864.2	826.2
W 920 x 420 x 597.2W	597.2	976	427	31	55.9	863	825
W 920 x 420 x 666.6W	666.6	987	431	34.5	62	862.8	824.8
W 920 x 420 x 736.5W	736.5	999	434	38.1	68.1	863.2	825.2
W 920 x 420 x 799.6W	799.6	1011	437	40.9	73.9	863.2	825.2
W 1000 x 300 x 225	225.0	970	300	16	21.1	928	868
W 1000 x 300 x 253	253.0	980	300	16.5	26	928	868
W 1000 x 300 x 276.1	276.1	990	300	16.5	31	928	868
W 1000 x 300 x 319.2	319.2	1000	300	19.1	35.9	928	868
W 1000 x 300 x 355.9	355.9	1008	302	21.1	40	928	868
W 1000 x 300 x 399.8	399.8	1016	303	24.4	43.9	928	868

寬腿工字不銹鋼(續) Stainless Steel Wide Flange Beams(Continued)

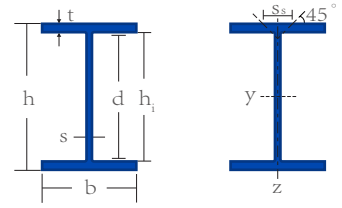
Profiles are laser fused with full penetration, equivalent to hot rolled. 型材採用激光熔透，等同於熱軋。

符合ASTM A1069, 尺寸公差和等級符合

ASTM A276, ASTM A484, ASTM A479, ASME SA479, MTC EN 10204 3.1

According to ASTM A1069, dimension tolerance and grade according to

ASTM A276, ASTM A484, ASTM A479, ASME SA479, MTC EN 10204 3.1



尺寸 Designation	I_y	W_{ely}	W_{ply}	i_y	A_{vz}	I_z	W_{elz}	W_{plz}	i_z	S_s	I_t	I_w
	mm ⁴ x 10 ⁴	mm ³ x 10 ³	mm ³ x 10 ³	mm x 10	mm ² x 10 ²	mm ⁴ x 10 ⁴	mm ³ x 10 ³	mm ³ x 10 ³	mm x 10	mm	mm ⁴ x 10 ⁴	mm ⁶ x 10 ⁹
W 610 x 325 x 245.8	214200	6746	7605	26.57	112.8	18430	1120	1721	7.79	94.33	758.6	16780
W 610 x 325 x 265.7	235990	7363	8349	26.63	125.6	19850	1214	1871	7.72	102.2	998.1	18250
W 610 x 325 x 288.1	260700	8059	9175	26.78	136.7	22060	1341	2071	7.79	110	1295	20480
W 610 x 325 x 346.3	318300	9630	11070	27.09	163.4	27090	1627	2522	7.90	127.4	2153	25720
W 610 x 325 x 422.1	399800	11780	13690	27.48	199.9	34300	2030	3160	8.05	150.9	3824	33470
W 610 x 325 x 462	444520	12903	15093	27.72	218.5	38090	2241	3496	8.11	163	4948	37770
W 610 x 325 x 506.7	494700	14150	16670	27.92	241.1	42580	2483	3885	8.19	176.3	6420	42850
W 610 x 325 x 560.2	557510	15682	18599	28.18	267.2	48400	2790	4377	8.30	192	8525	49570
W 690 x 250 x 127.7	118480	3495	4009	27.22	84.24	4410	348.6	545.5	5.25	61.87	119.4	4816
W 690 x 250 x 142.8	136070	3979	4549	27.64	90.07	5174	407.4	636.4	5.39	67.77	168.4	5709
W 690 x 250 x 154.8	150600	4378	5002	27.88	95.63	5777	454.9	710.3	5.46	72.9	221.4	6408
W 690 x 250 x 172.4	169930	4904	5618	28.02	106.1	6618	517	809.3	5.53	79.27	306.7	7393
W 690 x 250 x 194.7	197900	5639	6457	28.49	114.8	7643	601.8	941	5.60	88.9	463.2	8657
W 760 x 265 x 150	166100	4411	5110	29.76	105.4	5289	399.2	630.8	5.31	67.12	161.5	7141
W 760 x 265 x 163.6	186060	4909	5666	30.17	111	6070	456.6	719.7	5.45	72.32	211.7	8259
W 760 x 265 x 176.4	205800	5402	6218	30.49	116.4	6873	514.9	809.9	5.57	77.52	273.6	9391
W 760 x 265 x 187.5	223000	5821	6691	30.76	121.1	7510	562.5	883.9	5.65	82.02	336.7	10320
W 760 x 265 x 200.3	240300	6241	7174	30.95	127.3	8175	610.1	958.8	5.71	86.32	408.9	11290
W 760 x 265 x 224.2	278200	7143	8198	31.48	136.3	9440	709.9	1113	5.80	96.42	609	13200
W 840 x 295 x 178.8	246400	5901	6816	33.15	123.8	7823	535.8	843.6	5.91	72.69	226.9	12990
W 840 x 295 x 197.1	278400	6630	7627	33.60	130.9	9029	618.5	971.3	6.05	79.19	309.9	15070
W 840 x 295 x 213.9	310700	7346	8430	34.02	138.1	10260	700.2	1098	6.18	85.29	409	17260
W 840 x 295 x 229.8	340100	7992	9163	34.32	145.1	11380	774.3	1213	6.28	90.79	517.5	19280
W 840 x 295 x 254.6	386500	8999	10304	34.79	154.7	12900	883.6	1383	6.36	100.1	737.6	22050
W 920 x 310 x 204.3	325200	7203	8356	35.61	144.9	9442	621.2	982.3	6.07	77.66	298	18340
W 920 x 310 x 227.4	376800	8273	9540	36.32	153.2	11220	738.5	1163	6.27	85.96	426.8	22020
W 920 x 310 x 241.8	406400	8883	10229	36.59	159.6	12290	805.6	1267	6.36	90.56	518.8	24200
W 920 x 310 x 257.8	437500	9520	10963	36.79	167.9	13370	873.6	1375	6.43	95.36	630.9	26450
W 920 x 310 x 276.1	471600	10218	11783	36.91	178.8	14520	945.8	1491	6.48	100.7	775	28840
W 920 x 310 x 293.7	504500	10884	12566	37.04	188.9	15640	1016	1603	6.52	105.7	929.8	31210
W 920 x 310 x 318.4	548200	11765	13629	37.10	205.6	17040	1103	1748	6.54	112.4	1171	34160
W 920 x 420 x 348.9w	645000	13920	15700	38.41	188	39010	1867	2880	9.45	105.6	1159	78120
W 920 x 420 x 371.5w	692200	14870	16790	38.56	198.2	42120	2010	3104	9.51	111.2	1408	84670
W 920 x 420 x 394.5w	741700	15850	17920	38.74	208.6	45270	2156	3331	9.57	116.8	1691	91550
W 920 x 420 x 426.2w	813300	17250	19530	39.02	221.5	50070	2373	3667	9.68	124.6	2151	102100
W 920 x 420 x 456w	874700	18450	20950	39.13	236.6	53970	2552	3949	9.72	131.7	2627	110600
W 920 x 420 x 497.4w	966300	20200	23000	39.37	256.6	59000	2796	4335	9.73	142.2	3441	122200
W 920 x 420 x 544.6w	1066000	22080	25270	39.51	282.1	65550	3085	4795	9.80	152.9	4447	136900
W 920 x 420 x 597.2w	1184000	24260	27880	39.78	309.6	72760	3408	5310	9.86	165.1	5808	154000
W 920 x 420 x 666.6w	1335000	27060	31270	39.98	345.8	83040	3853	6022	9.97	180.8	7950	177600
W 920 x 420 x 736.5w	1492000	29880	34740	40.21	383.6	93200	4295	6734	10.05	196.6	10570	201900
W 920 x 420 x 799.6w	1646000	32560	38010	40.53	414.5	103300	4728	7425	10.15	211	13430	226800
W 1000 x 300 x 225	407700	8405	9803	37.97	172.2	9546	636	1020	5.81	93.35	406	213270
W 1000 x 300 x 253	481100	9818	11350	38.97	180.7	11750	784	1245	6.09	103.6	584.4	26620
W 1000 x 300 x 276.1	553800	11190	12820	39.96	184.6	14000	934	1470	6.35	113.6	822.4	32070
W 1000 x 300 x 319.2	644200	12880	14850	40.11	213.4	16230	1082	1713	6.37	126	1252	37540
W 1000 x 300 x 355.9	723000	14350	16590	40.30	236	18460	1223	1941	6.44	136.2	1707	43020
W 1000 x 300 x 399.8	807700	15900	18540	40.18	271.3	20500	1353	2168	6.40	147.3	2332	48080

寬腿工字不銹鋼(續) Stainless Steel Wide Flange Beams (Continued)

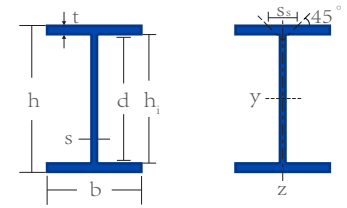
Profiles are laser fused with full penetration, equivalent to hot rolled. 型材採用激光熔透，等同於熱軋。

符合ASTM A1069, 尺寸公差和等級符合

ASTM A276, ASTM A484, ASTM A479, ASME SA479, MTC EN 10204 3.1

According to ASTM A1069, dimension tolerance and grade according to

ASTM A276, ASTM A484, ASTM A479, ASME SA479, MTC EN 10204 3.1



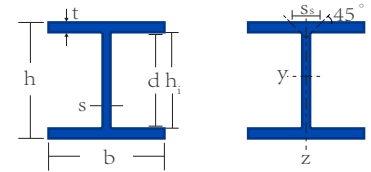
尺寸 Designation	單位重量 Mass per Unit Length	高度 Depth of Section	寬度 Width of Section	腰厚 Web Thickness	腿厚 Flange Thickness	h ₁ (mm)	d(mm)
	kg/m	h(mm)	b(mm)	s(mm)	t(mm)		
W 1000 x 300 x 421.3	421.3	1020	304	26	46	928	868
W 1000 x 300 x 443.7	443.7	1026	305	27	49	928	868
W 1000 x 300 x 501.9	501.9	1036	309	31	54	928	868
W 1000 x 300 x 593.7	593.7	1056	314	36	64	928	868
W 1000 x 400 x 300.9	300.9	982	400	16.5	27.1	928	868
W 1000 x 400 x 325.6	325.6	990	400	16.5	31	928	868
W 1000 x 400 x 377.5	377.5	1000	400	19	36.1	928	868
W 1000 x 400 x 419.0	419.0	1008	402	21.1	40	928	868
W 1000 x 400 x 450.1	450.1	1012	402	23.6	41.9	928.2	868.2
W 1000 x 400 x 490.8	490.8	1020	404	25.4	46	928	868
W 1000 x 400 x 548.2	548.2	1030	407	28.4	51.1	927.8	867.8
W 1000 x 400 x 563.4	563.4	1032	408	29.5	52	928	868
W 1000 x 400 x 600.9	600.9	1040	409	31	55.9	928.2	868.2
W 1000 x 400 x 652.8	652.8	1048	412	34	60	928	868
W 1000 x 400 x 760.5	760.5	1068	417	39	70	928	868
W 1100 x 400 x 347.9	347.9	1090	400	18	31	1028	988
W 1100 x 400 x 396.6	396.6	1100	400	20	36	1028	988
W 1100 x 400 x 439.7	439.7	1108	402	22	40	1028	988
W 1100 x 400 x 506.7	506.7	1118	405	26	45	1028	988

尺寸 Designation	I _y	W _{el,y}	W _{pl,y}	i _y	A _{vz}	I _z	W _{el,z}	W _{pl,z}	i _z	S _s	I _t	I _w
	mm ⁴ x 10 ⁴	mm ³ x 10 ³	mm ³ x 10 ³	mm x 10	mm ² x 10 ²	mm ⁴ x 10 ⁴	mm ³ x 10 ³	mm ³ x 10 ³	mm x 10	mm	mm ⁴ x 10 ⁴	mm ⁶ x 10 ⁹
W 1000 x 300 x 421.3	853100	16728	19571	40.17	288.6	21710	1428	2298	6.41	153.1	2713	51080
W 1000 x 300 x 443.7	909800	17740	20770	40.41	300.9	23360	1532	2464	6.47	160.1	3200	55290
W 1000 x 300 x 501.9	1028000	19845	23413	40.42	344.5	26820	1736	2818	6.53	174.1	4433	64010
W 1000 x 300 x 593.7	1246100	23600	28039	40.93	403.2	33430	2130	3475	6.70	199.1	7230	81240
W 1000 x 400 x 300.9	618700	12600	14220	40.52	181.5	28850	1443	2235	8.75	105.6	762.6	65900
W 1000 x 400 x 325.6	696400	14070	15800	41.27	184.6	33120	1656	2555	9.00	113.6	1021	76030
W 1000 x 400 x 377.5	812100	16240	18330	41.48	212.5	38480	1924	2976	9.03	126.1	1575	89440
W 1000 x 400 x 419.0	909800	18050	20440	41.66	235	43410	2160	3348	9.10	136.1	2134	101460
W 1000 x 400 x 450.1	966510	19101	21777	41.41	261.8	45500	2264	3529	8.98	142.5	2545	106740
W 1000 x 400 x 490.8	1067480	20931	23923	41.66	282.7	50710	2510	3919	9.08	152.5	3311	119900
W 1000 x 400 x 548.2	1202540	23350	26824	41.83	316.4	57630	2832	4436	9.16	165.7	4546	137550
W 1000 x 400 x 563.4	1232000	23880	27500	41.79	328.0	59100	2897	4547	9.15	168.6	4860	141330
W 1000 x 400 x 600.9	1331040	25597	29530	42.05	346.3	64010	3130	4916	9.22	177.9	5927	154330
W 1000 x 400 x 652.8	1450590	27683	32097	42.12	379.6	70280	3412	5379	9.27	189.1	7440	170670
W 1000 x 400 x 760.5	1731940	32433	37881	42.62	438.9	85110	4082	6459	9.45	214.1	11670	210650
W 1100 x 400 x 347.9	867400	15920	18060	44.58	206.5	33120	1656	2568	8.71	103.4	1037	92710
W 1100 x 400 x 396.6	1005000	18280	20780	44.98	230.6	38480	1924	2988	8.80	115.4	1564	108680
W 1100 x 400 x 439.7	1126000	20320	23160	45.19	254.4	43410	2160	3362	8.87	125.4	2130	123500
W 1100 x 400 x 506.7	1294000	23150	26600	45.14	300.4	49980	2468	3870	8.87	139.4	3135	143410

H型不銹鋼 Stainless Steel H Sections

Profiles are laser fused with full penetration, equivalent to hot rolled.

- 尺寸：符合EN 10365
- 公差：EN 10034:1993 • 等級：符合EN 10088-3:1D
- Dimension: in accordance with EN 10365
- Tolerance: EN 10034:1993 • Grade: according to EN 10088-3:1D



尺寸 Designation	單位重量 Mass per Unit Length	高度 Depth of Section	寬度 Width of Section	腰厚 Web Thickness	腿厚 Flange Thickness	h ₁ (mm)	d(mm)
	kg/m	h(mm)	b(mm)	s(mm)	t(mm)		
HP 200 x 43	43.2	200	205	9	9	182	162
HP 200 x 55	54.6	204	207	11.3	11.3	181.4	161.4
HP 250 x 64	63.8	246	256	10.5	10.7	225	199
HP 250 x 86	86.2	254	260	14.4	14.4	225	199
HP 310 x 80	79.8	299	306	11	11	277	247
HP 310 x 95	95.0	303	308	13.1	13.1	277	247
HP 310 x 113	112.5	308	310	15.4	15.5	277	247
HP 310 x 127	126.9	312	312	17.4	17.4	277	247
HP 310 x 134	133.5	314	313	18.3	18.3	277	247
HP 360 x 110	110.1	346	370	12.8	12.8	320	290
HP 360 x 134	134.1	351	373	15.6	15.6	320	290
HP 360 x 155	154.8	356.4	376	17.8	17.9	320.6	290.2
HP 360 x 177	177.2	361.4	378.5	20.3	20.4	320.6	290.2

尺寸 Designation	I _y	W _{ely}	W _{ply}	i _y	A _{Vz}	I _z	W _{elz}	W _{plz}	i _z	S _s	I _t	I _w
	mm ⁴ x 10 ⁴	mm ³ x 10 ³	mm ³ x 10 ³	mm x 10	mm ² x 10 ²	mm ⁴ x 10 ⁴	mm ³ x 10 ³	mm ³ x 10 ³	mm x 10	mm	mm ⁴ x 10 ⁴	mm ⁶ x 10 ⁹
HP 200 x 43	3888	388.8	434.5	8.47	19.85	1294	126.2	193.4	4.89	38.72	17.68	117.9
HP 200 x 55	4977	488.0	551.3	8.55	24.89	1673	161.7	248.6	4.96	45.62	34.20	155.1
HP 250 x 64	8753	711.6	792.8	10.47	28.94	2995	234	358	6.13	47.1	37.02	414.1
HP 250 x 86	12305	968.9	1096	10.64	39.70	4225	325	499.9	6.23	58.4	89.32	605.4
HP 310 x 80	16270	1088	1207	12.77	36.91	5258	343.6	525.1	7.26	50.6	50.30	1089
HP 310 x 95	19630	1296	1447	12.85	43.84	6387	414.7	635.1	7.33	56.9	82.53	1340
HP 310 x 113	23660	1536	1727	12.97	51.63	7707	497.2	763.3	7.40	64.0	133.1	1646
HP 310 x 127	27030	1733	1960	13.05	58.41	8823	565.6	870.2	7.46	69.8	188.2	1911
HP 310 x 134	28680	1827	2072	13.10	61.53	9370	598.7	922.1	7.48	72.5	218.5	2044
HP 360 x 110	30290	1751	1937	14.83	48.42	10810	584.5	891.2	8.86	56.0	88.99	2999
HP 360 x 134	37480	2135	2381	14.93	58.93	13510	724.2	1107	8.96	64.4	158.0	3795
HP 360 x 155	43970	2468	2767	15.07	67.68	15880	844.5	1293	9.05	71.41	236.4	4543
HP 360 x 177	51010	2823	3186	15.18	77.41	18460	975.6	1497	9.13	78.91	348.5	5360

不銹鋼角鐵(等邊) Stainless Steel Equal Angles

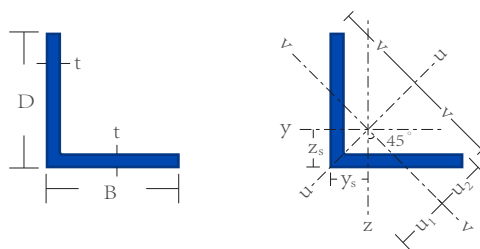
Profiles are laser fused with full penetration, equivalent to hot rolled. 型材採用激光熔透，等同於熱軋。

符合ASTM A1069, 尺寸公差和等級符合

ASTM A276, ASTM A484, ASTM A479, ASME SA479, MTC EN 10204 3.1

According to ASTM A1069, dimension tolerance and grade according to

ASTM A276, ASTM A484, ASTM A479, ASME SA479, MTC EN 10204 3.1



尺寸 Designation	單位重量 Mass per Unit Length	高度=寬度 Depth = Width	厚度 Thickness	$z_s=y_s$	v	u_1	u_2
	kg/m	D=B(mm)	t(mm)	mm	mm	mm	mm
L 19 x 19 x 3.2	0.9	19.05	3.18	5.7	13.5	8	6.5
L 25 x 25 x 3.2	1.2	25.4	3.18	7.4	18	10.4	9
L 25 x 25 x 4.8	1.7	25.4	4.76	7.8	18	11	8.7
L 25 x 25 x 6.4	2.3	25.4	6.35	8.5	18	12.1	9.3
L 32 x 32 x 3.2	1.5	31.75	3.18	8.9	22.5	12.6	11.1
L 32 x 32 x 4.8	2.2	31.75	4.76	9.5	22.5	13.5	11.3
L 32 x 32 x 6.4	2.9	31.75	6.35	10.2	22.5	14.5	12.2
L 38 x 38 x 3.2	1.9	38.1	3.18	10.4	26.9	14.8	13.4
L 38 x 38 x 4.0	2.3	38.1	3.97	10.9	26.9	15.4	13.5
L 38 x 38 x 4.8	2.7	38.1	4.76	11.1	26.9	15.7	13.6
L 38 x 38 x 6.4	3.5	38.1	6.35	11.6	26.9	16.4	13
L 44 x 44 x 3.2	2.2	44.45	3.18	12.2	31.4	17.2	15.9
L 44 x 44 x 4.8	3.2	44.45	4.76	12.8	31.4	18.2	16.2
L 44 x 44 x 6.4	4.2	44.45	6.35	13.3	31.4	18.8	15.9
L 51 x 51 x 3.2	2.5	50.8	3.18	13.2	35.9	18.7	17.4
L 51 x 51 x 4.8	3.7	50.8	4.76	14.3	35.9	20.2	18.1
L 51 x 51 x 6.4	4.8	50.8	6.35	14.8	35.9	21	17.8
L 51 x 51 x 7.9	5.9	50.8	7.94	15.4	35.9	21.7	17.8
L 51 x 51 x 9.5	7.0	50.8	9.53	15.9	35.9	22.5	18.3
L 64 x 64 x 4.8	4.6	63.5	4.76	17.5	44.9	24.7	22.5
L 64 x 64 x 6.4	6.1	63.5	6.35	17.9	44.9	25.3	22.4
L 64 x 64 x 7.9	7.5	63.5	7.94	18.7	44.9	26.4	23.1
L 64 x 64 x 9.5	8.9	63.5	9.53	19.2	44.9	27.1	22.5
L 64 x 64 x 12.7	11.6	63.5	12.7	20.4	44.9	28.9	23.9
L 76 x 76 x 4.8	5.6	76.2	4.76	20.6	53.9	29.2	27
L 76 x 76 x 6.4	7.4	76.2	6.35	21.3	53.9	30.1	27.2
L 76 x 76 x 7.9	9.2	76.2	7.94	21.7	53.9	30.7	27.1
L 76 x 76 x 9.5	10.9	76.2	9.53	22.5	53.9	31.8	27.8
L 76 x 76 x 11.1	12.5	76.2	11.1	22.9	53.9	32.4	27.7
L 76 x 76 x 12.7	14.1	76.2	12.7	23.5	53.9	33.3	27.9
L 89 x 89 x 6.4	8.7	88.9	6.35	24.2	62.9	34.3	31.4
L 89 x 89 x 7.9	10.8	88.9	7.94	24.8	62.9	35.1	31.5
L 89 x 89 x 9.5	12.8	88.9	9.53	25.6	62.9	36.3	32.3
L 89 x 89 x 11.1	14.8	88.9	11.1	26.2	62.9	37.1	32.6
L 89 x 89 x 12.7	16.8	88.9	12.7	26.8	62.9	37.9	32.9
L 102 x 102 x 6.4	10.0	101.6	6.35	27.6	71.8	39	36.3
L 102 x 102 x 7.9	12.4	101.6	7.94	28.2	71.8	39.9	36.5
L 102 x 102 x 9.5	14.8	101.6	9.53	28.7	71.8	40.5	36.4
L 102 x 102 x 11.1	17.1	101.6	11.1	29.4	71.8	41.6	37.1
L 102 x 102 x 12.7	19.3	101.6	12.7	30	71.8	42.4	37.4
L 102 x 102 x 15.9	23.7	101.6	15.9	31.1	71.8	44	38
L 102 x 102 x 19.0	28.0	101.6	19.1	32.3	71.8	45.7	39
L 127 x 127 x 7.9	15.6	127	7.94	34.6	89.8	49	45.6
L 127 x 127 x 9.5	18.6	127	9.53	35.2	89.8	49.8	45.9
L 127 x 127 x 11.1	21.5	127	11.1	35.6	89.8	50.3	45.5

不銹鋼角鐵(等邊) (續) Stainless Steel Equal Angles (Continued)

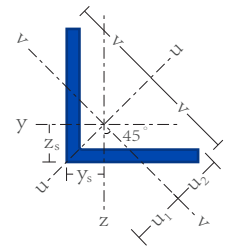
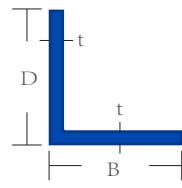
Profiles are laser fused with full penetration, equivalent to hot rolled. 型材採用激光熔透，等同於熱軋。

符合ASTM A1069, 尺寸公差和等級符合

ASTM A276, ASTM A484, ASTM A479, ASME SA479, MTC EN 10204 3.1

According to ASTM A1069, dimension tolerance and grade according to

ASTM A276, ASTM A484, ASTM A479, ASME SA479, MTC EN 10204 3.1



尺寸 Designation	單位重量 Mass per Unit Length	高度=寬度 Depth = Width	厚度 Thickness	$Z_s=Y_s$	v	u_1	u_2
	kg/m	D=B(mm)	t(mm)	mm	mm	mm	mm
L 127 x 127 x 12.7	24.5	127	12.7	36.3	89.8	51.3	45.8
L 127 x 127 x 15.9	30.2	127	15.9	37.5	89.8	53	46.8
L 127 x 127 x 19.0	35.8	127	19.1	38.7	89.8	54.7	47.7
L 127 x 127 x 22.2	41.1	127	22.2	39.8	89.8	56.2	48.1
L 152 x 152 x 7.9	18.8	152.4	7.94	40.9	107.8	57.8	54.3
L 152 x 152 x 9.5	22.4	152.4	9.53	41.4	107.8	58.5	54.3
L 152 x 152 x 11.1	26.1	152.4	11.1	42.1	107.8	59.6	55
L 152 x 152 x 12.7	29.6	152.4	12.7	42.6	107.8	60.3	54.8
L 152 x 152 x 14.3	33.1	152.4	14.3	43.3	107.8	61.2	55.6
L 152 x 152 x 15.9	36.6	152.4	15.9	43.9	107.8	62.1	55.9
L 152 x 152 x 19.0	43.5	152.4	19.1	45.1	107.8	63.7	56.7
L 152 x 152 x 22.2	50.1	152.4	22.2	46.2	107.8	65.3	57.1
L 203 x 203 x 12.7	39.9	203.2	12.7	55.4	14.37	78.4	73
L 203 x 203 x 14.3	44.7	203.2	14.3	56	14.37	79.2	73.5
L 203 x 203 x 15.9	49.5	203.2	15.9	56.6	14.37	80.1	73.8
L 203 x 203 x 19.0	58.7	203.2	19.1	57.8	14.37	81.7	74.4
L 203 x 203 x 22.2	67.8	203.2	22.2	58.9	14.37	83.3	75.1

不銹鋼槽鋼 Stainless Steel Channels

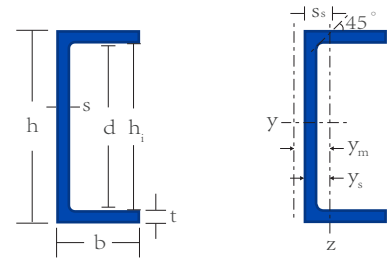
Profiles are laser fused with full penetration, equivalent to hot rolled. 型材採用激光熔透，等同於熱軋。

符合ASTM A1069, 尺寸公差和等級符合

ASTM A276, ASTM A484, ASTM A479, ASME SA479, MTC EN 10204 3.1

According to ASTM A1069, dimension tolerance and grade according to

ASTM A276, ASTM A484, ASTM A479, ASME SA479, MTC EN 10204 3.1



尺寸 Designation	單位重量 Mass per Unit Length	高度 Depth of Section	寬度 Width of Section	腰厚 Web Thickness	腿厚 Flange Thickness
	kg/m	h(mm)	b(mm)	s(mm)	t(mm)
C 75 x 6.2	6.2	76.2	35	4.3	6.9
C 75 x 7.6	7.6	76.2	37	6.6	6.9
C 75 x 9.0	9.0	76.2	40	9	6.9
C 100 x 8.2	8.2	102	40	4.7	7.5
C 100 x 10.9	10.9	102	43	8.2	7.5
C 130 x 10.1	10.1	127	47	4.8	8.1
C 130 x 13.6	13.6	127	48	8.3	8.1
C 150 x 12.4	12.4	152	48	5.1	8.7
C 150 x 15.9	15.9	152	51	8	8.7
C 150 x 19.7	19.7	152	54	11.1	8.7
C 180 x 14.8	14.8	178	53	5.3	9.3
C 180 x 18.5	18.5	178	55	8	9.3
C 180 x 22.3	22.3	178	58	10.6	9.3
C 200 x 17.4	17.4	203	57	5.6	9.9
C 200 x 20.8	20.8	203	59	7.7	9.9
C 200 x 28.3	28.3	203	64	12.4	9.9
C 230 x 20.3	20.3	229	61	5.9	10.5
C 230 x 22.7	22.7	229	63	7.2	10.5
C 230 x 30.2	30.2	229	67	11.4	10.5
C 250 x 23.1	23.1	254	65	6.1	11.1
C 250 x 30.2	30.2	254	69	9.6	11.1
C 250 x 37.8	37.8	254	73	13.4	11.1
C 250 x 45.4	45.4	254	76	17.1	11.1
C 310 x 31.4	31.4	305	74	7.2	12.7
C 310 x 37.8	37.8	305	77	9.8	12.7
C 310 x 45.4	45.4	305	80	13	12.7
C 380 x 51.3	51.3	381	86	10.2	16.5
C 380 x 60.7	60.7	381	89	13.2	16.5
C 380 x 75.7	75.7	381	94	18.2	16.5

不銹鋼槽鋼 Stainless Steel Channels

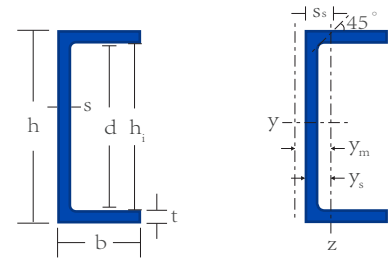
Profiles are laser fused with full penetration, equivalent to hot rolled. 型材採用激光熔透，等同於熱軋。

符合ASTM A1069, 尺寸公差和等級符合

ASTM A276, ASTM A484, ASTM A479, ASME SA479, MTC EN 10204 3.1

According to ASTM A1069, dimension tolerance and grade according to

ASTM A276, ASTM A484, ASTM A479, ASME SA479, MTC EN 10204 3.1



尺寸 Designation	I_y	W_{ely}	W_{ply}	i_y	A_{vz}	I_z	W_{elz}	W_{plz}	i_z	S_s	I_t	I_w	y_s	y_m
	$mm^4 \times 10^4$	$mm^3 \times 10^3$	$mm^3 \times 10^3$	$mm \times 10$	$mm^2 \times 10^2$	$mm^4 \times 10^4$	$mm^3 \times 10^3$	$mm^3 \times 10^3$	$mm \times 10$	mm	$mm^4 \times 10^4$	$mm^6 \times 10^9$	$mm^6 \times 10^9$	$mm^6 \times 10^9$
C 75 x 6.2	69.11	18.14	21.7	2.98	3.78	7.96	3.27	6.4	1.01	18.2	1.31	0.07	1.06	1.99
C 75 x 7.6	76.58	20.1	24.9	2.85	5.33	9.63	3.65	7.36	1.01	20.4	2.20	0.09	1.06	1.83
C 75 x 9.0	86.37	22.67	28.7	2.76	7.00	12.1	4.19	8.8	1.03	23.2	4.14	0.11	1.13	1.76
C 100 x 8.2	160.3	31.56	37.8	3.97	5.14	13.8	4.89	9.4	1.16	18.4	1.67	0.22	1.15	2.21
C 100 x 10.9	190.8	37.56	47.0	3.72	8.59	17.4	5.48	11.3	1.12	23.2	4.25	0.30	1.13	1.90
C 130 x 10.1	332.4	52.34	61.8	5.01	6.81	24.3	7.19	14.1	1.36	21.2	2.72	0.62	1.29	2.53
C 130 x 13.6	371.3	58.47	73.1	4.66	10.71	27.4	7.65	15.3	1.27	23.5	4.90	0.73	1.21	2.11
C 150 x 12.4	548.4	72	85.6	5.94	8.50	29.2	8.30	16.1	1.37	22.1	3.37	1.09	1.26	2.49
C 150 x 15.9	630.0	82.68	103	5.63	12.58	36.0	9.36	18.7	1.35	24.8	5.96	1.40	1.24	2.23
C 150 x 19.7	720.8	94.59	121	5.41	17.08	42.4	10.3	22.1	1.31	28.6	12.03	1.72	1.28	2.02
C 180 x 14.8	895.5	100.7	120	6.94	10.22	42.7	10.9	21.1	1.52	23.3	4.39	2.18	1.36	2.73
C 180 x 18.5	1007	113.3	140	6.59	14.71	49.2	11.8	23.4	1.46	25.9	7.25	2.62	1.31	2.41
C 180 x 22.3	1443	128.6	163	6.39	19.31	56.8	12.7	27	1.42	30.0	13.92	3.19	1.33	2.21
C 200 x 17.4	1340	132	156	7.86	13.23	53.8	12.6	27.6	1.57	29.3	5.86	3.79	1.44	3.19
C 200 x 20.8	1490	147	177	7.57	16.66	62.0	13.7	30	1.54	27.5	7.60	4.50	1.39	2.90
C 200 x 28.3	1820	179	226	7.15	26.00	81.7	16.4	35.9	1.51	30.6	17.87	6.00	1.43	2.51
C 230 x 20.3	1991	172.4	208	8.86	14.38	76.1	16.7	31.9	1.73	25.7	7.08	6.47	1.50	3.05
C 230 x 22.7	2132	186.5	226	8.66	17.18	85.3	17.8	34.3	1.73	26.9	8.80	7.39	1.49	2.93
C 230 x 30.2	2544	222.5	282	8.19	26.44	103	19.8	41	1.65	32.1	19.92	9.52	1.47	2.52
C 250 x 23.1	2770	218	257	9.81	17.62	91.2	18.5	40.3	1.78	32.0	9.15	10.40	1.58	3.55
C 250 x 30.2	3260	257	315	9.29	26.13	114	21.2	46.5	1.74	33.6	15.69	13.09	1.53	3.13
C 250 x 37.8	3790	298	377	8.93	35.17	138	24.0	52.6	1.70	34.4	28.58	16.17	1.56	2.80
C 250 x 45.4	4270	336	434	8.68	44.02	158	26.5	57.4	1.67	35.2	48.84	19.53	1.63	2.53
C 310 x 31.4	5340	350	415	11.7	24.46	157	27.7	60.2	2.00	35.1	16.03	24.81	1.74	3.91
C 310 x 37.8	5970	391	477	11.2	31.26	183	30.5	66	1.97	33.5	21.91	29.49	1.70	3.58
C 310 x 45.4	6720	441	551	10.9	42.54	209	33.2	72.1	1.92	41.8	39.19	34.40	1.70	3.24
C 380 x 51.3	13100	688	825	14.3	38.72	334	50.5	107	2.28	32.1	38.26	83.39	1.99	4.24
C 380 x 60.7	14400	756	934	13.8	50.93	379	54.7	115	2.24	38.3	57.31	96.44	1.97	3.90
C 380 x 75.7	16700	877	1120	13.3	69.70	454	61.5	130	2.19	42.7	107.7	118.2	2.02	3.48

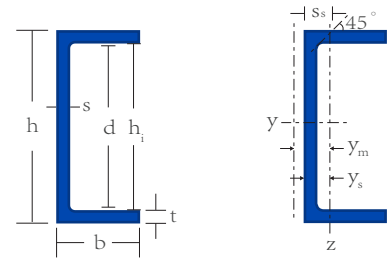
不銹鋼槽鋼 Stainless Steel Channels

Profiles are laser fused with full penetration, equivalent to hot rolled. 型材採用激光熔透，等同於熱軋。

符合ASTM A1069, 尺寸公差和等級符合

ASTM A276, ASTM A484, ASTM A479, ASME SA479, MTC EN 10204 3.1

According to ASTM A1069, dimension tolerance and grade according to
ASTM A276, ASTM A484, ASTM A479, ASME SA479, MTC EN 10204 3.1



尺寸 Designation	單位重量 Mass per Unit Length	高度 Depth of Section	寬度 Width of Section	腰厚 Web Thickness	腿厚 Flange Thickness
	kg/m	h(mm)	b(mm)	s(mm)	t(mm)
MC 150 x 18.2	18.2	152	63	7.9	9.5
MC 150 x 22.8	22.8	152	74	8	12.1
MC 150 x 23.1	23.1	152	88	8.6	9.8
MC 150 x 24.7	24.7	152	76	9.5	12.1
MC 150 x 27.2	27.2	152	88	9.6	12.1
MC 180 x 28.9	28.9	178	87	8.9	12.7
MC 180 x 34.3	34.3	178	91	12.8	12.7
MC 200 x 12.8	12.8	203	47	4.5	7.9
MC 200 x 28.3	28.3	203	75	9	12.7
MC 200 x 30.2	30.2	203	76	10.2	12.7
MC 200 x 32.3	32.3	203	87	9.5	13.3
MC 200 x 34.5	34.5	203	88	10.8	13.3
MC 230 x 36.1	36.1	229	87	10.2	14
MC 230 x 38.5	38.5	229	88	11.4	14
MC 250 x 12.7	12.7	254	38	4.3	7.1
MC 250 x 33.2	33.2	254	84	7.4	14.6
MC 250 x 37.8	37.8	254	86	9.7	14.6
MC 250 x 43.1	43.1	254	100	10.8	14.6
MC 250 x 50.8	50.8	254	104	14.6	14.6
MC 250 x 62.3	62.3	254	110	20.2	14.6
MC 310 x 16	16.0	305	38	4.8	7.8
MC 310 x 47	47.0	305	93	9.4	17.8
MC 310 x 52.8	52.8	305	96	11.8	17.8
MC 310 x 60.7	60.7	305	98	15	17.8
MC 310 x 67.8	67.8	305	102	18	17.8
MC 310 x 75.7	75.7	305	105	21.2	17.8
MC 330 x 48.1	48.1	330	102	9.5	15.5
MC 330 x 53.0	53.0	330	103	11.4	15.5
MC 330 x 60.7	60.7	330	106	14.2	15.5
MC 460 x 64.9	64.9	457	100	11.4	15.9
MC 460 x 69.5	69.5	457	102	12.7	15.9
MC 460 x 78.8	78.8	457	104	15.2	15.9
MC 460 x 87.8	87.8	457	107	17.8	15.9

不銹鋼槽鋼 Stainless Steel Channels

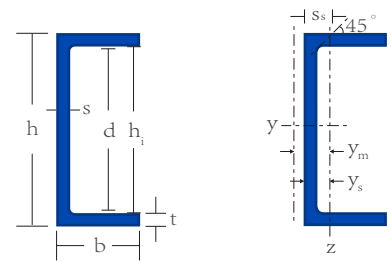
Profiles are laser fused with full penetration, equivalent to hot rolled. 型材採用激光熔透，等同於熱軋。

符合ASTM A1069, 尺寸公差和等級符合

ASTM A276, ASTM A484, ASTM A479, ASME SA479, MTC EN 10204 3.1

According to ASTM A1069, dimension tolerance and grade according to

ASTM A276, ASTM A484, ASTM A479, ASME SA479, MTC EN 10204 3.1



尺寸 Designation	I_y	W_{ely}	W_{ply}	i_y	A_{vz}	I_z	W_{elz}	W_{plz}	i_z	S_s	I_t	I_w	y_s	y_m
	$mm^4 \times 10^4$	$mm^3 \times 10^3$	$mm^3 \times 10^3$	$mm \times 10$	$mm^2 \times 10^2$	$mm^4 \times 10^4$	$mm^3 \times 10^3$	$mm^3 \times 10^3$	$mm \times 10$	mm	$mm^4 \times 10^4$	$mm^6 \times 10^9$	$mm^6 \times 10^9$	$mm^6 \times 10^9$
MC 150 x 18.2	773	101.7	123	5.83	12.69	69.8	15.1	29.6	1.75	27.1	7.89	2.60	1.63	3.11
MC 150 x 22.8	1033	135.9	162	6.01	13.42	134	25.8	49.7	2.16	31.8	14.0	4.66	2.18	4.21
MC 150 x 23.1	1050	138.2	164	6.01	14.15	178	27.9	55.2	2.48	30.8	12.9	6.58	2.31	4.54
MC 150 x 24.7	1081	142.2	171	5.91	15.53	147	27.2	53.3	2.17	33.5	17.1	5.18	2.17	4.11
MC 150 x 27.2	1223	160.9	192	5.99	15.84	219	35.4	68.7	2.54	34.6	19.7	7.70	2.53	4.88
MC 180 x 28.9	1797	201.9	239	7.05	17.26	230	37.4	72.2	2.52	34.5	20.2	11.2	2.46	4.81
MC 180 x 34.3	1973	221.7	271	6.77	23.67	271	40.8	80.9	2.51	38.7	32.9	13.6	2.42	4.47
MC 200 x 12.8	971.2	95.69	115	7.77	9.74	27.1	7.53	14.5	1.30	20.0	2.54	1.89	1.07	2.19
MC 200 x 28.3	2171	213.9	258	7.83	19.35	160	29.3	56.8	2.13	33.1	17.9	10.4	1.99	3.84
MC 200 x 30.2	2261	222.7	271	7.72	21.86	167	29.8	58.7	2.10	35.2	22.3	11.2	1.97	3.69
MC 200 x 32.3	2555	251.7	300	7.94	20.80	251	40.0	78.0	2.49	36.1	24.5	16.2	2.36	4.61
MC 200 x 34.5	2645	260.6	314	7.83	23.43	262	40.7	80.3	2.46	38.1	29.8	17.3	2.33	4.44
MC 230 x 36.1	3547	309.8	373	8.84	24.73	275	43.2	83.8	2.46	37.2	28.8	22.9	2.29	4.43
MC 230 x 38.5	3670	320.5	389	8.73	27.49	286	43.9	86.3	2.44	39.1	34.5	24.2	2.26	4.28
MC 250 x 12.7	1354	106.6	132	9.20	11.47	14.1	4.59	9.14	0.94	18.7	1.95	1.70	0.71	1.40
MC 250 x 33.2	4310	339.4	397	10.13	21	255	42.2	81.3	2.46	35.9	24.4	25.8	2.30	4.65
MC 250 x 37.8	4543	357.7	430	9.81	25.76	285	45.3	86.5	2.46	36.1	28.2	28.9	2.25	4.42
MC 250 x 43.1	5257	414	496	9.87	29.03	433	59.0	114	2.83	39.7	38.2	44.5	2.58	5.09
MC 250 x 50.8	5750	452.8	558	9.52	37.92	498	63.8	126	2.80	43.3	58.0	52.7	2.55	4.74
MC 250 x 62.3	6550	515.8	654	9.17	51.73	582	69.2	146	2.73	51.0	124	65.2	2.59	4.32
MC 310 x 16	2338	153.3	196	10.78	15.46	15.9	5.08	10.8	0.89	20.9	3.2	3.22	0.69	1.30
MC 310 x 47	8292	543.7	661	12.0	31.37	436	65.0	129	2.74	41.1	53.4	70.6	2.61	5.32
MC 310 x 52.8	8998	590.1	726	11.67	39.08	487	68.7	138	2.71	45.6	70.1	82.1	2.55	5.00
MC 310 x 60.7	9732	638.2	798	11.33	48.71	526	71.5	146	2.63	49.9	97.7	91.5	2.48	4.57
MC 310 x 67.8	10510	689	873	11.1	57.40	597	77.5	161	2.65	52.9	131	105	2.53	4.41
MC 310 x 75.7	11140	730.7	939	10.87	65.89	664	83.5	175	2.65	54.0	164	116	2.59	4.24
MC 330 x 48.1	9986	605.2	739	12.87	35.04	500	65.1	136	2.88	42.9	53.4	107	2.58	5.34
MC 330 x 53.0	10500	636.1	786	12.58	41.05	526	67.0	140	2.82	44.7	64.5	115	2.50	5.03
MC 330 x 60.7	11470	694.9	870	12.27	50.43	576	70.2	150	2.75	49.1	95.5	131	2.45	4.67
MC 460 x 64.9	23040	1008	1263	16.88	55.74	535	67.4	141	2.57	45.6	73.3	237	2.11	4.23
MC 460 x 69.5	24010	1051	1330	16.64	61.16	576	70.9	149	2.58	45.8	81.8	254	2.12	4.15
MC 460 x 78.8	26090	1142	1463	16.29	72.58	611	73.2	159	2.49	49.4	116	276	2.10	3.83
MC 460 x 87.8	27850	1219	1587	16	83.24	682	79.3	173	2.50	49.3	141	303	2.14	3.68